

18 Nov 2010

Syndromic Surveillance Tyrol. General Demand

Tyrol Genral. x Tyrol R... x Tyrol G... x Tyrol T... x Tyrol E... x >> + ↺ ↻

INDICATORS

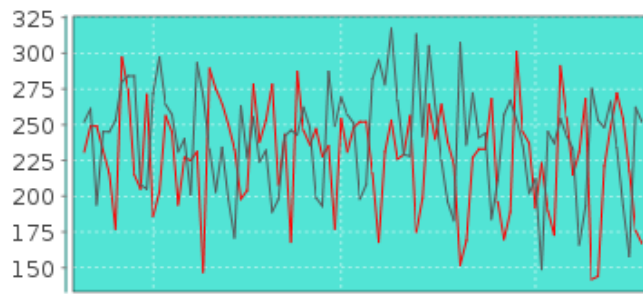
Total Emergencies



arima [+2.0σ] (268,7)

- 1. c3 (303,5)
- 2. c2 (336,5)
- 3. c1 (351,4)

Previous 90 days



Same period last year

Syndromic Surveillance Tyrol. Respiratory

Tyrol G... x Tyrol Respiratory Sd. x Tyrol G... x Tyrol T... x Tyrol E... x >> + ↺ ↻

INDICATORS

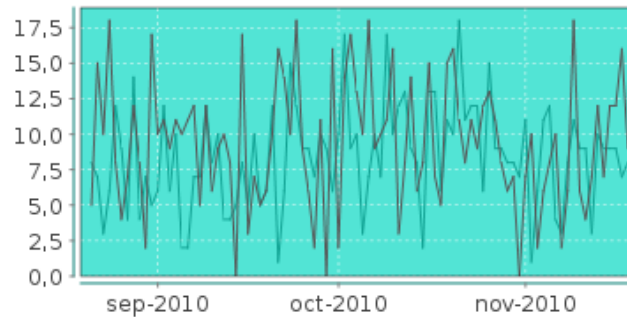
Respiratory Syndrome



arima [+2.0σ] (11,2)

- 1. arima [+2.0σ] (11,2)
- 2. c3 (19,08)
- 3. c1 (22,37)
- 4. c2 (23,91)

Previous 90 days



18 Nov 2010

Syndromic Surveillance Tyrol. Toxic

Tyrol G... x Tyrol R... x Tyrol G... x Tyrol Tox Sd. x Tyrol E... x >> + ↺ ↻

INDICATORS

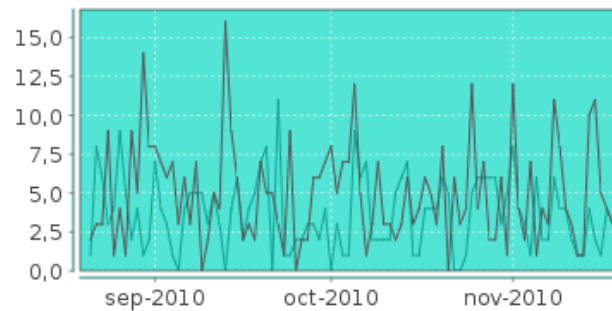
Tox Sd.



arima [+2.0σ] (5,459)

1. arima [+2.0σ] (5,459)
2. c3 (13,82)
3. c1 (17,12)
4. c2 (18,02)

Previous 90 days





MAPS

MAPA GASTROENTERITIS

I'M MEASURING: Number of Emergencies > DURING THE PERIOD: Time: Admission Date: Previous 7 days > AS A FUNCTION OF: Emergency: Cause -> Vomitos Diarrea
DATA SET USED: Emergencias HUMV: < Unrestricted >



MAP TOTAL: 31

Syndromic Surveillance Santander General Demand

INDICATORS

Demanda General Arima



- arima [+1.0 σ] (556,4)
- 1. c3 (584,3)
 - 2. c1 (618,3)
 - 3. c2 (630,8)

Demanda Historica



18 Nov 2010

Syndromic Surveillance Santander

Tyrol G... x

Tyrol R... x

Tyrol G... x

Tyrol T... x

HUMV Respiratorio x

>>

+



INDICATORS

Respiratorio



14

- 1. c3 (22,1)
- 2. c2 (26,07)

Respiratorio Ultimos 30 Dias

